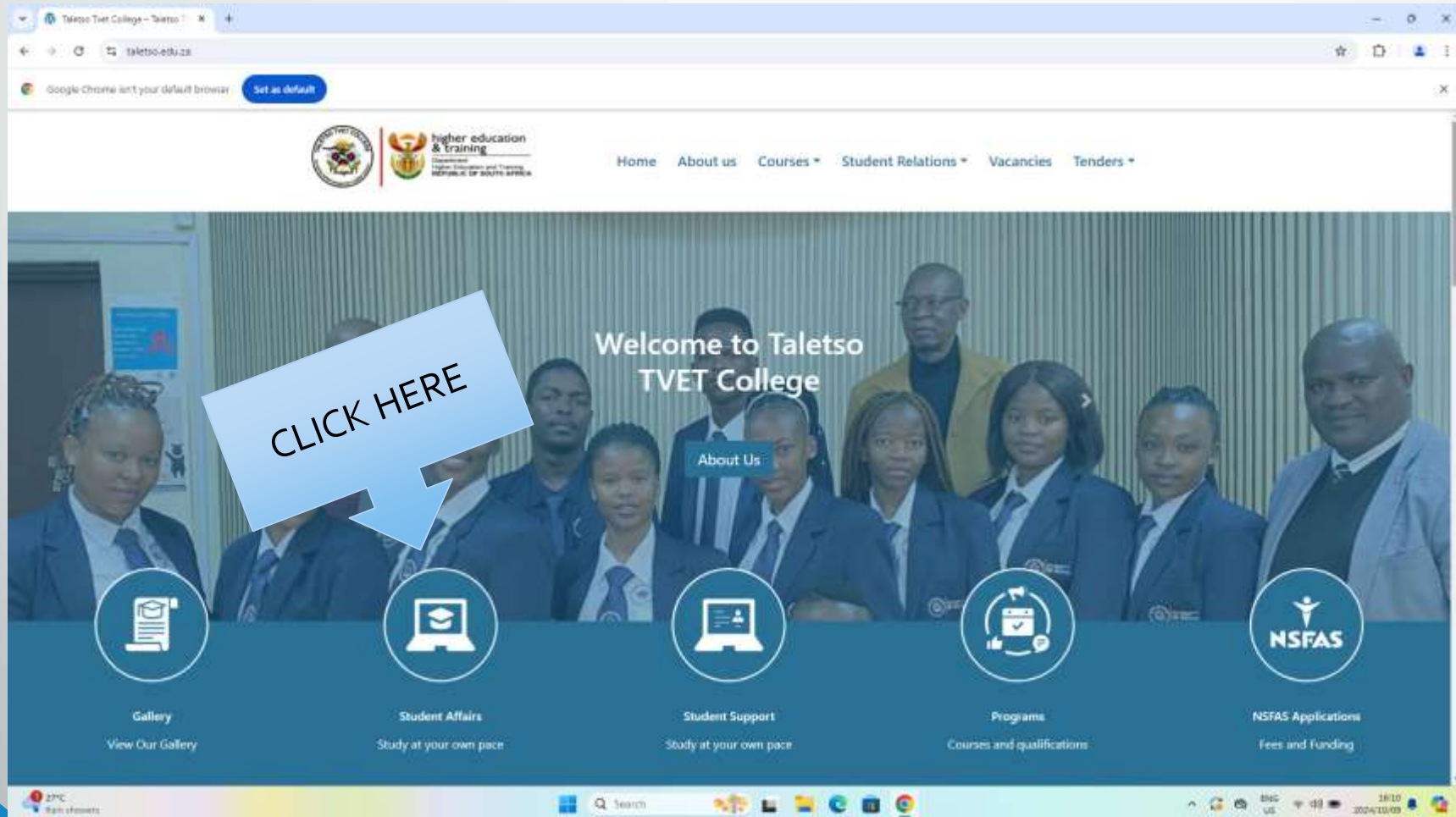


ONLINE APPLICATIONS

HOW TO APPLY

STEP 1

URL: www.taletso.edu.za

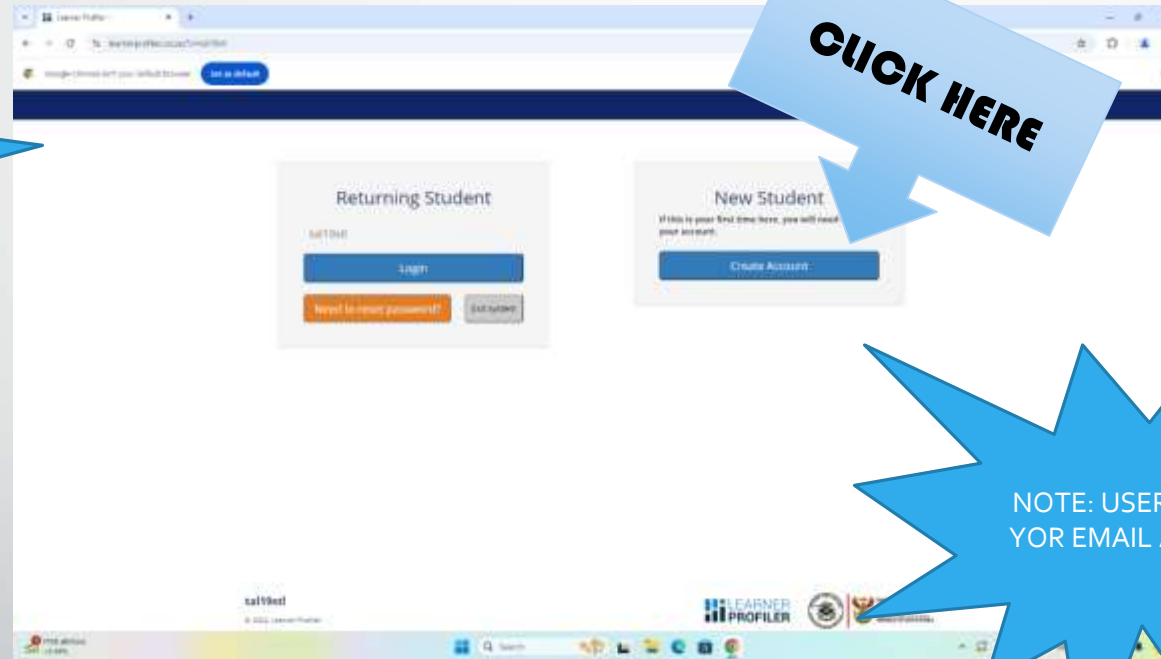


STEP 2

The screenshot shows a web browser window displaying the website for Tshwane Technical College. The browser's address bar shows the URL `taetso.edu.za/student/`. The website header includes the college's logo and the Department of Higher Education & Training, Republic of South Africa. A navigation menu contains links for Home, About us, Courses, Student Relations, Vacancies, and Tenders. The main content area features a large image of students and staff with the text "Take a look at our Our Campuses" and a "Learn More" button. A blue call-to-action box with the text "CLICK HERE" and a downward-pointing arrow is positioned over the "Learn More" button. Below the main image are three circular icons with corresponding text: a laptop icon for "Returning Student Portal" (Study at your own pace), a graduation cap icon for "LMS" (Courses and qualifications), and a document icon for "New Student Application" (Courses and qualifications). The Windows taskbar is visible at the bottom of the browser window.

STEP 3

NB: FOR NEW STUDENTS: CREATE ACCOUNT
RETURNING STUDENTS: LOGIN



CLICK HERE

NOTE: USERNAME IS YOUR EMAIL ADDRESS

STEP 4

The screenshot shows a web browser window with the URL `learnerprofiler.co.za/fc=ta19stl`. The page title is "Learner Profiler". Below the browser window, there is a dark blue header bar. The main content area is titled "Enter your details" and contains a form section for "Institution Details". The form has a dropdown menu with the text "Please Select" and a list of options: "Lehurutshe Campus", "Lichtenburg Campus", and "Mahlakeng Campus". A blue callout box with the text "CLICK HERE" and a blue arrow points to the dropdown menu. At the bottom of the page, there is a footer with the text "Taletso TVET College(ta19stl)", "© 2024, Learner Profiler", and logos for "LEARNER PROFILER" and "Higher education & training". The Windows taskbar is visible at the bottom of the screen.

STEP 5

FILL IN YOUR
DETAILS

learnerprofile.co.za/?c=tal19st

Google Chrome is your default browser. [Set as default.](#)

Institution Details

Please Select: Mahikeng Campus

Please Select: Nated

Your Personal Details

Email:

Enter your email again:

Identity Number:

Passport number (International Students):

First name (as in your ID):

Surname (as in your ID):

Date of Birth:

Gender: Female Male

Contact Phone Number:

Last School Attended:

Password

Password:

Your password must be at least eight letters or numbers. One of these must be a capital letter, and at least one needs to be a number. For security reasons, do not use your name or date of birth in your password.

Enter your password again:

27°C Rain showers

Search

ENG US 18:13 2024/10/09

STEP 6

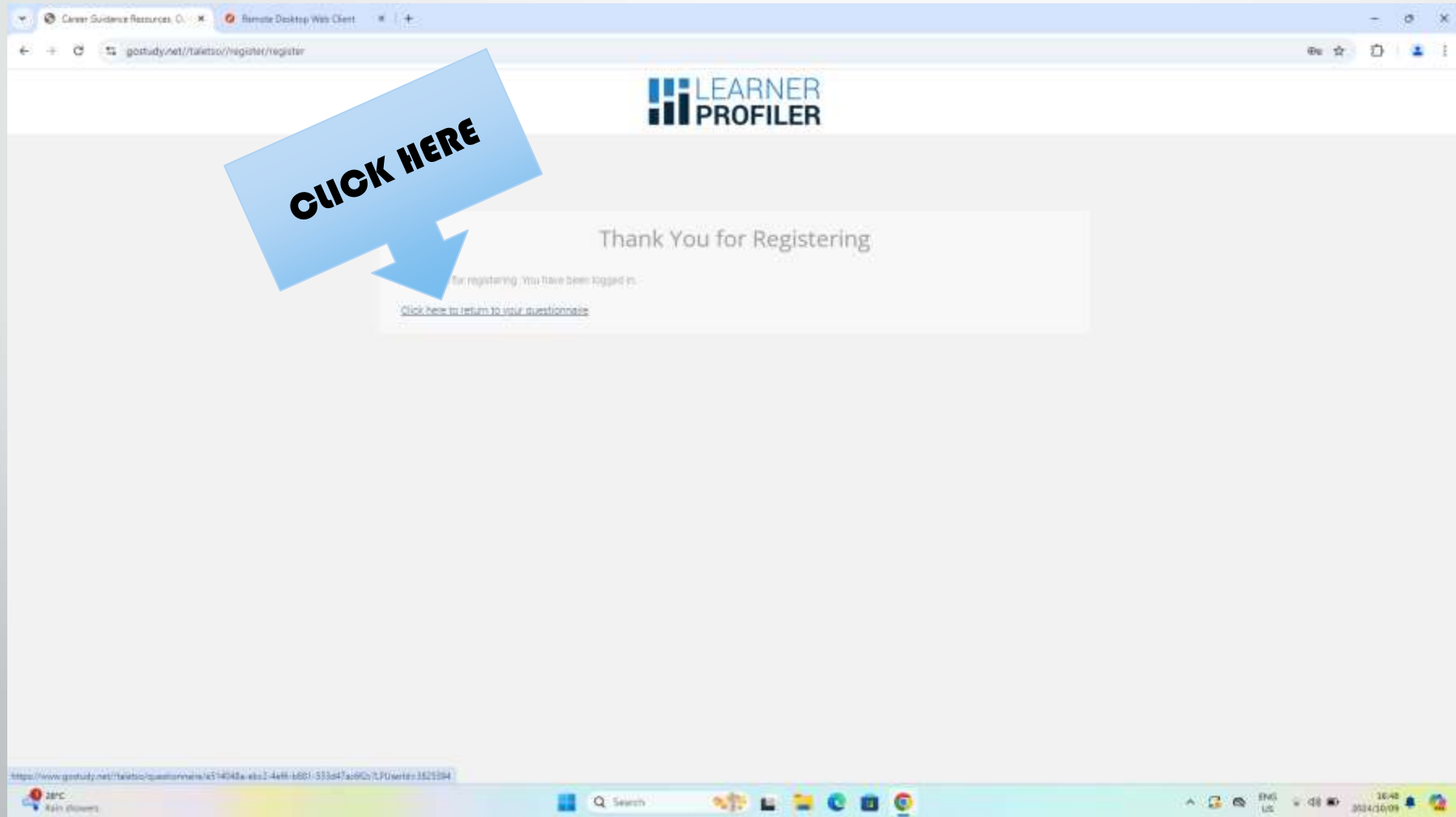
The screenshot shows a web browser window with the URL `learnerprofile.edu.za/TC-tai19stl`. The page is a registration form with fields for 'Last School Attended', 'Password', and 'Your Agreement'. A 'Summary of Registration Details' pop-up is displayed in the center, listing the following information:

- User name:
- First Name:
- Last Name:
- Date of Birth:
- Gender:
- Email:

Below the list, it states: "Please note that your username is your email. You will need to remember this for when you next log in. Remember to keep your password safe." There are two buttons at the bottom of the pop-up: "Copy User name" and "Login". A blue callout arrow with the text "CLICK HERE" points to the "Login" button.

The background form includes sections for "Your Agreement" and "I agree to the terms and conditions of the Learner Profile system". At the bottom of the page, there is a footer with the text "Taleto TVEI College(tai19stl)" and a "LEARNER" logo.

STEP 7



STEP 8

The screenshot shows a web browser window displaying the 'Learner Profiler' website. The page title is 'Career Questionnaire'. Below the title, there is a brief description: 'This questionnaire will help you to identify career fields suited to you...'. A blue callout box with the text 'CLICK HERE' and an arrow points to the 'Start Questionnaire' button. The page also features a navigation menu with options like 'Home', 'Questionnaire', 'Occupations', 'Programmes', 'Resources', and 'Apply'. The URL in the address bar is 'gostudy.net/talets/questionnaire/e51404fa-ebc2-4ef8-b881-553ad7ac602c?PUUserId=3825594'. The bottom of the page shows a Windows taskbar with the date '2024/10/29' and time '16:48'.

Career guidance questionnaire

Remote Desktop Web Client

gostudy.net/talets/questionnaire/e51404fa-ebc2-4ef8-b881-553ad7ac602c?PUUserId=3825594

French English

Google Translate

LEARNER PROFILER

Home Questionnaire Occupations Programmes Resources Apply

Home / Questionnaire

Career Questionnaire

This questionnaire will help you to identify career fields suited to you... to statements you like, and ✗ to statements that you do not like or are... the questionnaire your results will be displayed showing your interest fields. Select... occupations and study opportunities. Your results will be saved automatically in your prof...

TVET COLLEGE QUESTIONNAIRE

English

Start Questionnaire

20°C Rain showers

Windows Search

ENG US 16:48 2024/10/29

STEP 9

CLICK HERE

Welcome to Learner Profiler

A warm welcome from the college and Learner Profiler teams! We're thrilled to have you here.

At Learner Profiler, our goal is to empower you to make well-informed decisions about your course selection, while also helping the college tailor its support to meet your needs. Your Course Placement Report, generated from the eight modules you'll complete, is a key step in this journey.

Important Notes:

- Headphones Required:** For modules like 'Spelling' and 'New Words,' headphones are a must.
- Flexible Completion:** Take your time but remember, you'll need to complete all eight modules to unlock your Course Placement Report and access the College Registration link.
- Estimated Time:** Each module takes approximately 10-15 minutes to complete.
- Audio Assistance:** Need the text read aloud? Click the sound icon. Audio files are downloaded only when requested to save your data.

Final Step: College Registration

Don't Forget: Completing the Learner Profiler modules is just the first step. You've only truly finished this part of your journey once you've registered on the college's official website. Make sure to proceed to College Registration to finalize your enrollment.

If you have problems with any of this, please contact the Student Support Office.

STEP 10

The screenshot displays the Learner Profiler web application interface. The browser address bar shows the URL `learnerprofiler.co.za/#/Home/5802`. The navigation menu includes Home, Placement Report, Reports, Management Centre, Accessibility, My Account, Feedback, and Logout. The main content area is titled "Career Guidance (COMPULSORY)" and contains the following text:

You will be required to explore the careers that are most suited to your future. Once you have completed the questionnaire, please click around and explore the careers. Your results will be e-mailed to you.

Log out after completing the Career Exploration and enter the system again at an appropriate time with your username and password.

Please write down your username and password. You will be required to use it again and again.

TIP: First complete the Career Guidance, discuss the results with your teachers, elders or caregivers

Then return to the Application system to complete the Pre - Registration Placement Folder. Please have **at least 100mb of data for the process.**

A prominent purple button labeled "Career Exploration" is visible, with "Course Choices - TVET Careers" listed below it.

At the bottom of the page, the user is identified as "Taleto TVET College(tal19stl)" and "Logged in as: magorosi.zinepo@taletotvetcollege.co.za". The footer includes the Learner Profiler logo, the Higher Education & Training logo, and the date "2024/10/10".

STEP 11

NOTE: EVERY TOPIC MUST HAVE A TICK

The screenshot shows a web browser window with the URL learnerprofiler.co.za/Home/4543. The page title is "Pre-Entry: Course Placement". A navigation bar at the top includes links for Home, Placement Report, Reports, Management Centre, Accessibility, My Account, and Feedback. On the left, a sidebar menu lists: Overview, Career Guidance (COMPULSORY), and Pre-Entry: Course Placement (selected). The main content area features a grid of assessment topics, each with a colored circular icon and a label below it. The topics are: Demographic Information (orange), Course Choices (red), Literacy 1 Spelling (purple), Literacy 1 New Words (green), Literacy 1 Missing Words (teal), Literacy 4 Word Choice (blue), Maths (dark blue), Satisfaction Survey (red), and College Application (purple). A note in a blue thought bubble points to the icons, stating "NOTE: EVERY TOPIC MUST HAVE A TICK". At the bottom of the page, it says "Taleto TVET College(tal19stl)", "© 2024 Learner Profiler", and "Logged in as magorice@tal19stlcollege.co.za". Logos for Learner Profiler and the Department of Higher Education & Training are also visible. The Windows taskbar at the bottom shows the date as 2024/10/20 and the time as 11:08.

STEP 12

The screenshot shows a web browser window displaying the Learner Profiler website. The page title is "Pre-Entry: Course Placement". A modal window is open in the center, containing the following text:

Now continue with the rest of your application

You have finished your Placement module. You now need to register and upload your documents.

Please have the following documents ready for upload: Identity Document (or Passport for foreign students), Results, Proof of Residence, and Study Permit (for foreign students).

Click the "Next" button to proceed to the college registration form.

A blue arrow points from the text "CLICK HERE" to the "Next" button in the modal window.

The website header includes navigation links: Home, Placement Report, Reports, Management Centre, Accessibility, My Account, Feedback, and Logout. The footer includes the Learner Profiler logo and the text "Taitetso TVET College(tai19stl) © 2024 Learner Profiler".

STEP 13

The screenshot shows a web browser window with the URL `taletso.co/taletch.co.za`. The page has a blue header with a logo on the left and 'FAQ Login' on the right. The main content is divided into two columns. The left column is titled 'Available Courses' and contains the text 'You can view and select the various available courses' and a button labeled 'SELECT A COURSE'. The right column is titled 'Login' and contains the text 'If you have an existing account, please log in' and a button labeled 'EXISTING STUDENT LOGIN'. Below this is a horizontal line, followed by the title 'Register' and the text 'You can register here', with a button labeled 'REGISTER AN ACCOUNT'. A large blue arrow points from the text 'CLICK HERE' to the 'REGISTER AN ACCOUNT' button. The browser's taskbar at the bottom shows the system tray with a temperature of 23°C, light rain, and the date 2024/10/09.

STEP 14

taletso.coltech.co.za/Student/Login

3.22.3.0

FAQ Login

ID or Passport Number

Enter your ID Number (if you have a valid RSA ID Document) or Passport Number (if you are a foreign student).

Enter Your ID Or Passport Number

[← I DO NOT HAVE AN ACCOUNT YET.](#) [CONTINUE →](#)

23°C Light rain

Search

ENG US

17:41 2024/10/09

STEP 15

taletso.coltech.co.za/Student/Login

Welcome

Enter your password

< BACK CONTINUE >

HELP! I FORGOT MY PASSWORD

23°C Light rain 17:42 2024/10/09

STEP 16

NOTE: COMPLETE THE FOLLOWING
PROFILE
LANGUAGES
DISABILITY
RESULTS
ADDRESS
CURRENT APPLICATIONS

The screenshot shows a web browser window with the URL `taletso.coltech.co.za/Student/Dashboard?from=/Student/Login`. The page features a blue header with a logo and version number `3.22.3.0`. On the left is a 'Menu' sidebar with categories: DASHBOARD, PROFILE (including Personal Information, Contact Details, Languages, Disabilities, Next of Kin, and Person Responsible for Payment), SCHOOL RESULTS, APPLICATIONS (including Current Applications), ACADEMIC RELATED RECORDS (including Registrations, Financial Transactions, Exam Results, Exam Dates, Absentees, Library Books, and Online Course Material), FAQ, and ALUMNI & CAMPAIGNS (including Employment, Job Opportunity, Events, and Survey/Polls). The main content area is titled 'Dashboard' and 'Student Dashboard', displaying a grid of buttons: Profile, Languages, Disabilities, Results, Address, Enquiries, and Current Applications. A blue callout box with an arrow points to the 'Address' and 'Current Applications' buttons. The Windows taskbar at the bottom shows the date as 2024/20/09 and the time as 17:43.

STEP 17

The screenshot shows a web browser window with the URL taletso.co.tech.co.za/student/application/browse. The page title is "Browse Applications". On the left is a navigation menu with categories: DASHBOARD, PROFILE (PERSONAL INFORMATION, CONTACT DETAILS, LANGUAGES, DISABILITIES), NEXT OF KIN / CLOSEST RELATIVE, PERSON RESPONSIBLE FOR PAYMENT, SCHOOL RESULTS, APPLICATION (CURRENT APPLICATIONS), ACADEMIC RELATED (REGISTRATION, FINANCIAL, EXAM RESULTS, EXAM DATES, ABSENTEES, LIBRARY, ONLINE COURSE MATERIALS), and FAQ. The main content area shows a progress bar for "TALETSO TVET COLLEGE" at the "MAFKENG CAMPUS". The progress bar includes: Results (green tick), Career Test (red exclamation mark), Profile (red exclamation mark), Disability (green tick), Adm. (red exclamation mark), Nqk (red exclamation mark), Guard. (red exclamation mark), Appl. (red exclamation mark), and Docs (red exclamation mark). A red banner below the progress bar says "INCOMPLETE PROFILE". Below the progress bar, the application details are shown: "NCV: OFFICE ADMINISTRATION L2 - FULL TIME (Requirements: A Grade 9 Certificate with a 40% pass in Maths Literacy and 50% pass in English First Additional Language)" and dates "2025-01-02 to 2025-12-31". A "VIEW DETAIL" button is present. At the bottom of the page, there is a large green button labeled "START APPLICATION".

CLICK HERE

NOTE: THEY SHOULD ALL HAVE A GREEN TICK FOR YOU TO COMPLETE THE APPLICATION

START APPLICATION